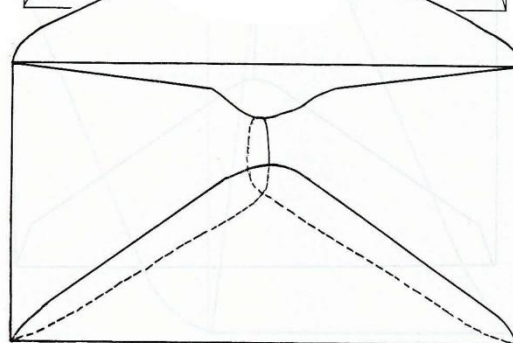
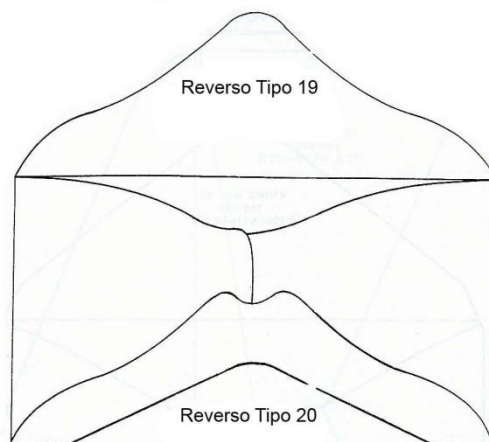


## ANEXO I: REVERSOS 1899-1927

Se corresponde con:

**S46 a S55**

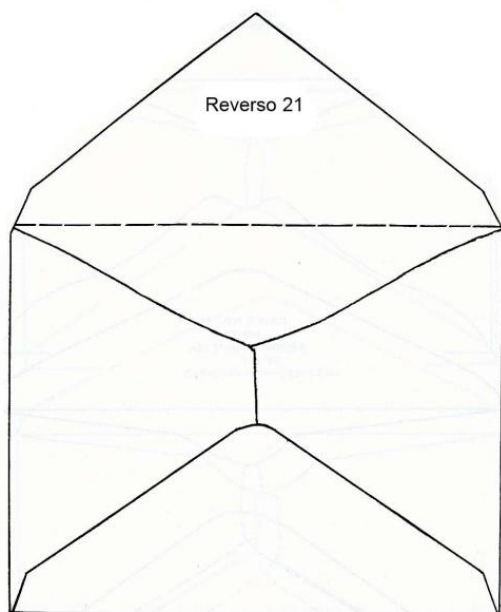
*Tamaño:* 159 x 88 mm



Se corresponde con:

**S56 a S58**

*Tamaño:* 165 x 92 mm



Se corresponde con:

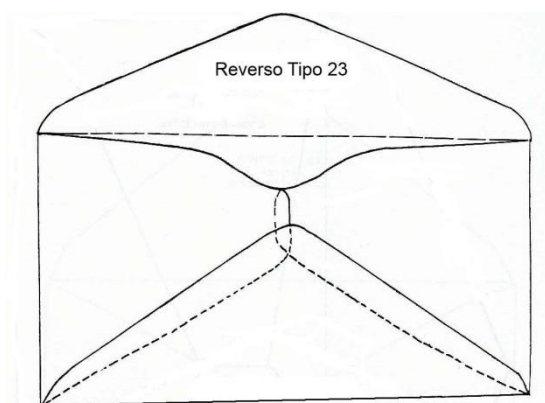
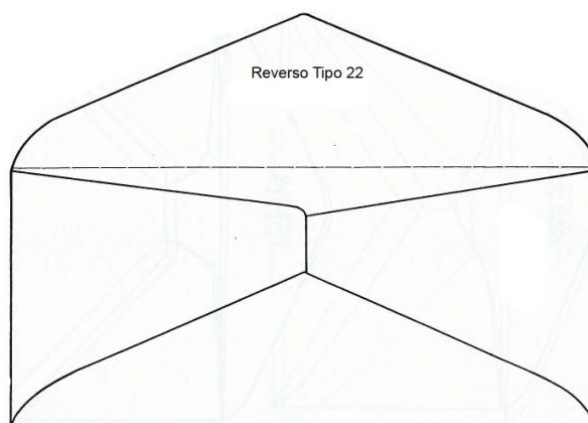
**S56 a S58**

*Tamaño:* 155 x 125 mm

Se corresponde con:

**S56 a S58**

*Tamaño:* 253 x 103 mm



Se corresponde con:

**S59 a S62**

*Tamaño:* 165 x 94 mm